



A summary of childcare in the east end of Glasgow

Mairi Young

September 2019



Acknowledgements

This report has been produced by the Glasgow Centre for Population Health CHANGE evaluation team using data from several sources.

We would like to thank Louise Smith from Early Learning and Childcare at Glasgow City Council for providing information on preschool nursery registrations and fee waivers. We are very grateful to Bruce Whyte and Fiona Crawford for commenting on earlier drafts of this report, and to Joe Crossland for proofing and editing the report.

Contact

Dr Mairi Young
Public Health Research Specialist
Glasgow Centre for Population Health
Email: Mairi.Young@glasgow.ac.uk
Tel: 0141 330 2747
Web: www.gcph.co.uk
Twitter: [@theGCPH](https://twitter.com/theGCPH)

Contents

Acknowledgements.....	1
Glossary.....	4
Abbreviations	5
Executive summary.....	6
Key findings	10
1 Introduction.....	13
2 Summary of childcare provision in the CHANGE project area	14
2.1 Preschool nurseries	14
3 Registrations with preschool nurseries.....	15
3.1 Gender.....	15
3.2 Age	15
3.3 Ethnicity	16
3.4 Asylum status	17
3.5 Neighbourhood of residence	17
3.6 CHANGE neighbourhoods	19
3.7 SIMD deprivation decile	20
4 Children awaiting a preschool nursery place	24
4.1 Gender.....	24
4.2 Age	25
4.3 Asylum status	25
4.4 Neighbourhood of residence	25
4.5 SIMD deprivation decile	25
5 Statutory early learning and childcare (ELC)	27
6 Discussion	30
6.1 Nursery registrations and comparison with the previous year	30
6.2 Nursery waiting list and comparison with the previous year	32
7 Conclusion.....	35
References	36

Glossary

Glasgow nurseries – refers to all preschool nurseries situated within Glasgow City Council boundaries, including nurseries within the CHANGE area.

CHANGE nurseries – refers to preschool nurseries situated within the CHANGE project area. A full list of these can be seen in Appendix 1.

Nurseries outwith the CHANGE area – refers to nurseries situated within Glasgow City Council boundaries but not within the CHANGE project area.

Early Learning and Childcare (ELC) – refers to Scottish Government funded preschool education for all children aged three and four years, and eligible two-year-olds and five-year-olds.

Children aged 0-5 years – refers to all children aged from birth up to, and including, five years. This covers six age categories: under 1 year, 1 year, 2 years, 3 years, 4 years, and 5 years.

SIMD – refers to the Scottish Index of Multiple Deprivation which identifies small area concentrations of multiple deprivation across Scotland. Areas are ranked into deciles from the most deprived (SIMD 1) to the least deprived (SIMD 10).

Abbreviations

BME	Black and minority ethnic
CHANGE	Childcare and Nurture, Glasgow East project
ELC	Early learning and childcare
GCC	Glasgow City Council
GCPH	Glasgow Centre for Population Health
OSC	Out-of-school care
SIMD	Scottish Index of Multiple Deprivation
UK	United Kingdom

Executive summary

Background, aims and methods

'Childcare and Nurture, Glasgow East' (CHANGE) aims to grow childcare services that best support children and families in the local area, working in partnership with the local community. The work is led by Children in Scotland, with Glasgow City Council and is funded by the National Lottery Community Fund. The Glasgow Centre for Population Health (GCPH) is the evaluation partner.

The CHANGE project area (Appendix 2) comprises three neighbourhoods: Calton & Bridgeton; Tollcross & West Shettleston; and Parkhead & Dalmarnock. Small parts of the Springboig & Barlanark, and Mount Vernon & East Shettleston neighbourhoods also sit within the CHANGE area.

This report is the third in a series of monitoring reports that the GCPH has compiled to describe childcare provision and usage in the east of Glasgow as part of the wider evaluation of the CHANGE project. This report aims to:

- a) describe pre-school nursery provision in the CHANGE project area.
- b) summarise the use of pre-school nurseries in the CHANGE area in relation to different demographic dimensions (e.g. age, gender, ethnic group, asylum/refugee status, geography, and area-based deprivation) in comparison with Glasgow as a whole; and compare the characteristics of children with a nursery place to those on a waiting list.
- c) compare and summarise changes in pre-school nursery provision and use of services from the previous years (2018) report.

Data were derived from the following sources: child nursery registrations at June 2019 from Early Learning and Childcare at Glasgow City Council; and population data at June 2018 from National Records of Scotland.

Findings and discussion

Registrations

At June 2019, 22% of the population of children aged 0-5 years living within the CHANGE area had a registered place across the 13 nurseries in the CHANGE area. Since the closure of the voluntary-run Family Legacy Nursery in January 2019 there

has been a 5% decrease in nursery capacity in the CHANGE area. Compared with the previous year the proportion of children who had a registered place (76%) and who were awaiting a nursery place (24%) remained the same.

There has been a slight decrease in the population of children aged three- and four-years-old in the CHANGE area, yet an increase in registrations at CHANGE nurseries among three- (+6%) and four- (+13%) year-olds living within the area. This could be attributed to provision of 1,140 hours funded ELC across the six GCC nurseries within the CHANGE area.

While there was a slightly higher demand for GCC nurseries there was only a small (2%) increase in the proportion of children living in the CHANGE area attending GCC nurseries. Notably there was increasing demand for private nurseries as registrations among children living in the CHANGE area increased by 16% from the previous year. There was a 11% increase compared with the previous year in the number of children living in the CHANGE area attending nurseries *outwith* the CHANGE area.

The population in Tollcross & West Shettleston has increased by 17%, while the population has decreased in Calton & Bridgeton (5%) and Parkhead & Dalmarnock (14%). Yet the proportion of children living in these three neighbourhoods who are attending CHANGE nurseries has increased by 5% from the previous year

Compared with the previous year, there was a decline in population levels of children aged 0-5 years living in SIMD decile 1 (-10%) and SIMD 4 (-21%) and increases in population levels among SIMD 5 (+58%), SIMD 8 (+74%), and SIMD 9 (+71%).

While there are considerable percentage increases within the least deprived deciles, the actual *numbers* of children living within deciles is low compared with the numbers of children living in SIMD 1, where the majority of children in the CHANGE area reside.

Furthermore, these shifts in population levels in the SIMD deciles do not denote that inequalities are narrowing within the CHANGE area and instead could be explained by local area-level factors (i.e. new housing). However, population levels across the SIMD deciles has impacted on the proportion of children in each SIMD decile registered with a CHANGE nursery. For example, 23% of children from SIMD 8, 9,

and 10 held registered places at CHANGE nurseries while in the previous year there were no children from these SIMD deciles.

A higher proportion of children from SIMD 1 in the CHANGE area were attending GCC nurseries (23%) compared with private (3%) or voluntary (2%) nurseries. Although GCC nurseries continue to be in higher demand among families in the CHANGE area regardless of SIMD decile.

Waiting lists

At June 2019 there was a slight (1%) decrease in the proportion of children awaiting a nursery place at CHANGE nurseries compared with the previous year. There was a 10% decrease in the proportion of two- and three-year-olds awaiting a place at a CHANGE nursery compared with the previous year which could be attributed to the newly introduced 1,140 hours funded ELC rolled out across GCC nurseries and the subsequent increased demand for places for eligible children.

In June 2019, 99% of children awaiting a place at a CHANGE nursery were awaiting a place at GCC nurseries. While the waiting list for private and voluntary nurseries remained small it is notable that in the previous year, the waiting list for nurseries in the CHANGE area were solely for GCC nurseries.

The majority (81%) of children awaiting a place at a CHANGE nursery also lived within the CHANGE project area. This figure has remained static since June 2018. The key difference from the previous year was that in June 2019, the waiting list for a place at a CHANGE nursery comprised children who lived within all five CHANGE neighbourhoods, while in the previous year the waiting list solely comprised children living within the three main CHANGE neighbourhoods.

Similar to the previous year there were no children living in the CHANGE area from SIMD 9 and 10 and awaiting a place at a CHANGE nursery in June 2019.

There was a 50% reduction in the proportion of children from SIMD 1 who were awaiting a place at a nursery in the CHANGE area (10%) and no children from SIMD 1 were awaiting places at private and voluntary nurseries. The proportion of children from SIMD 1 on the waiting list across all Glasgow nurseries (39%) remains higher compared with the CHANGE area (10%) suggesting that children in SIMD 1 in the

CHANGE area are more likely to secure a nursery place compared with the rest of the city.

Conclusion

Findings highlighted that one fifth of children aged 0-5 years living within the CHANGE area were registered with a CHANGE nursery. Nursery registrations were highest among children aged three- and four-years-old, and registration rates have increased in these age groups from the previous year. Meanwhile there was a small overall decrease in children awaiting a place at a CHANGE nursery.

Within the CHANGE area GCC nurseries are still in high demand which is likely to be attributable to their competitive fees and their early introduction of 1,140 hours funded ELC one year before the 2020 Government deadline. Private and voluntary nurseries will be expected to follow suit by August 2020. This increase ahead of Government target is likely to improve affordability for low-income groups, one-parent households, and families with multiple children living within the CHANGE area.

Nevertheless, compared with the previous year, there is increasing demand for private and voluntary nurseries as evidenced by the small but growing waiting list for places. Furthermore, the proportion of children living within the CHANGE area and attending nurseries outwith the CHANGE has increased from the previous year. There have also been distinct changes in population levels across some SIMD deciles in the CHANGE area, although as a proportion, most children living in the CHANGE area are still living in SIMD 1. The proportion of children in SIMD 1 on the waiting list for a CHANGE nursery has halved from the previous year, yet across all nurseries in Glasgow the proportion of SIMD 1 children awaiting a nursery place remains high.

Key findings

Childcare provision in the CHANGE area

The operating hours of nurseries in the CHANGE area were likely to benefit families working within the hours of 9am-5pm, Monday to Friday. Parents working outwith these hours may experience difficulties accessing nurseries or using their full funded childcare entitlement (known as 'early learning and childcare' or ELC).

- Private and voluntary nurseries, and four out of six GCC nurseries are open all-year round, Monday to Friday between the hours of 8am-6pm.
- Nurseries in the CHANGE area had a waiting list of 408 children.
- All private and voluntary, and three GCC nurseries accepted children aged under one year.

Early learning and childcare

Children in Scotland aged three- and four-years-old, and some eligible two- and five-year-olds, are currently entitled to 600 hours of registered childcare provision funded by the Scottish Government. This is termed 'early learning and childcare' (ELC).

- Currently, eligible children are entitled to 600 hours funded ELC per year. Over a full-year (i.e. 50 weeks) this equates to 12 hours of free childcare per week or 15 hours of childcare per week based on a term-time year (i.e. 38 weeks).
- From August 2020, funded ELC will increase to 1,140 hours per year for all eligible children. Over a full-year this equates to approximately 23 hours of childcare per week or 30 hours per week based on a term-time year.
- At June 2019, all GCC nurseries and three voluntary nurseries in the CHANGE area were delivering 1,140 hours funded ELC in advance of the Government 2020 target.
- All GCC nurseries in Glasgow pledged to deliver 900 hours funded ELC to families living within GCC boundaries and whose household incomes are less than £45,000 per year from August 2019. Over a full year this equates to 18 hours childcare per week or 23 hours childcare per week based on a term-time year.
- Funded ELC follows the child rather than the nursery and is designed to be free at the point of access.

- Parents whose children attend a registered childcare provider and receive funded ELC will only pay for the childcare hours they use over and above their funded ELC entitlement.

Registrations

Since the closure of the Family Legacy nursery in January 2019, nursery capacity in the CHANGE area has reduced by 5%. The number of children aged 0-5 years in the CHANGE area has declined, however, nursery registrations have increased compared with the previous year. The proportion of children living in the CHANGE area but attending nurseries outwith the CHANGE area has increased from 6%-17% from the previous year.

- 51% of the population of children aged 0-5 years living in Glasgow were registered with a nursery in June 2019: 76% had a registered place and 24% were on the waiting list.
- Across Glasgow, 75% of children had a registered place and 25% were on the waiting list.
- In the CHANGE area, 73% of children had a registered place and 27% were on the waiting list.
- 71% of registered places at CHANGE nurseries were taken up by children aged three and four years (i.e. children entitled to funded ELC).
- 83% of children attending CHANGE nurseries lived within the CHANGE project area.
- 54% of children aged 0-5 years living in the CHANGE area were from SIMD 1 but only 28% of children in SIMD 1 in the CHANGE area had a registered place at a CHANGE nursery. The highest proportion of children with a registered place at a CHANGE nursery was among SIMD 7 (33%).
- A higher proportion of children in SIMD 1 were attending GCC nurseries (23%) compared with private (3%) or voluntary (2%) nurseries. Although higher rates of registrations at GCC nurseries were found across every SIMD decile.

Waiting lists

Compared with the previous year, there has been a small overall decrease in the number of children awaiting a place at a CHANGE nursery. This decrease was most

prominent among children aged two and three years. The high demand for Glasgow City Council (GCC) nurseries across the SIMD deciles was attributed to the lower cost of fees despite some offering less flexibility compared with private and voluntary nurseries.

- 408 children were awaiting a place at CHANGE nurseries at June 2019.
- 54% of the waiting list at CHANGE nurseries was for children aged one- and two-years-old.
- 99% of the waiting list at CHANGE nurseries was for GCC nurseries.
- 81% of the waiting list at CHANGE nurseries were for children who lived within the CHANGE area.
- The highest proportion of children awaiting a place at CHANGE nurseries lived in SIMD 4. There were no children living in SIMD 9 and 10 on the waiting list for a CHANGE nursery.

Recommendations

Based on the findings of this report it is recommended that future effort focus on the following three areas:

1. Changing how child places at nurseries are recorded may improve understanding of capacity and use. For example, recording the number of *hours* the child is using rather than recording the number of sessions (i.e. day or half-day). This level of data may enable future development of childcare services to suit family's needs and meet local demand.
2. Demand for childcare within the CHANGE project is growing despite a slight decrease in population levels. Increasing capacity to meet this demand and providing flexible childcare options for families who require them needs to be addressed.
3. Extending funded ELC to children who are not currently eligible should be considered for improving affordability for low-income groups, one-parent households, and families with multiple children; as well as increasing women's participation in the workforce.

1 Introduction

'Childcare and Nurture, Glasgow East' (CHANGE) aims to grow childcare services that best support children and families in the local area, working in partnership with the local community. Based on building relationships with families and services, over three years (2016-19) CHANGE seeks to improve family wellbeing, increase access to and uptake of childcare places, and enhance opportunities for families.

The work is led by Children in Scotland, a national charity working to improve children's lives, with Glasgow City Council (GCC) and is funded by the National Lottery Community Fund. The Glasgow Centre for Population Health (GCPH) is the evaluation partner.

The CHANGE project area comprises three neighbourhoods: Calton & Bridgeton; Tollcross & West Shettleston; and Parkhead & Dalmarnock. Small parts of the Springboig & Barlanark, and Mount Vernon & East Shettleston neighbourhoods also sit within the CHANGE area.

This report is the third and final in a series of monitoring reports that the GCPH has compiled to describe childcare provision and usage in the east of Glasgow as part of the wider evaluation of the CHANGE project. This report aims to:

- a) describe preschool nursery provision in the CHANGE project area.
- b) summarise the use of preschool nurseries in the CHANGE project area in relation to different demographic dimensions (e.g. age, gender, ethnic group, asylum/refugee status, area deprivation, and geography) in comparison with Glasgow as a whole; and compare the characteristics of children with a nursery place with those on a waiting list for a nursery place.
- c) compare changes in preschool nursery provision and usage from the previous year (2018) report.

Data are derived from two sources: (1) child nursery registrations at June 2019 from Early Learning and Childcare at Glasgow City Council; and (2) population data at June 2018 from National Records of Scotland.

2 Summary of nursery provision in the CHANGE project area

Registered childcare provision in the CHANGE project area comprised preschool nurseries, out-of-school care, and childminders. There were also several youth, play-based, and multi-purpose services. A map of childcare provision in the CHANGE area is available in Appendix 2.

For the purposes of this report we have focused solely on preschool nursery provision. More detailed information on out-of-school care, childminders, and youth, play-based and multi-purpose services within the CHANGE area is available on request.

2.1 Preschool nurseries

At June 2019, in the CHANGE area there were 13 preschool nurseries with a combined capacity for 936 children aged 0-6 years. Of these, four were private nurseries, six were run by Glasgow City Council (GCC), and three were run by voluntary organisations.

Ten nurseries accepted children aged under one year. Of the six GCC nurseries, two accepted children from age two years only, and one accepted children from age three years only.

Nurseries in the CHANGE area had a median capacity for 63 children (range: 32-140 children). The four nurseries with the highest capacity (range: 97-140 children) were GCC nurseries and the four nurseries with the smallest capacity (range: 32-43) were GCC, and private and voluntary nurseries.

Voluntary and private nurseries were open all-year round (50 weeks per year) between the hours of 8am-6pm. Of the six GCC nurseries, four were open all-year round between the hours of 8am-6pm, one was open between 8.30am-4pm and another was open between 8.30am-3.15pm. A detailed summary of each nursery's capacity, size of waiting list, operating hours, and recent Care Inspectorate^a grading is available in Appendix 1.

^a The national regulator for care services in Scotland.

3 Registrations with preschool nurseries

This section describes the use of preschool nurseries in Glasgow and in the CHANGE project area in relation to the following demographic dimensions: gender, age, ethnicity, asylum status, geography, and area-based deprivation at June 2019.

Data extracted from the GCC pre-school registration system in June 2019 showed that across Glasgow 20,505 children aged 0-5 years were registered with a preschool nursery. This equates to 51% of the total population of children across Glasgow in this age category^b who were registered with a nursery.

Of those children registered with a nursery, 76% had a registered nursery place and 24% were on a waiting list for a place.

3.1 Gender

Across Glasgow nurseries girls held 49% (n=7,108) and boys held 51% (n=7,418) of registered places, respectively.

Across nurseries within the CHANGE area, girls accounted for 46% (n=514) and boys accounted for 54% (n=599) of registered places, respectively.

3.2 Age

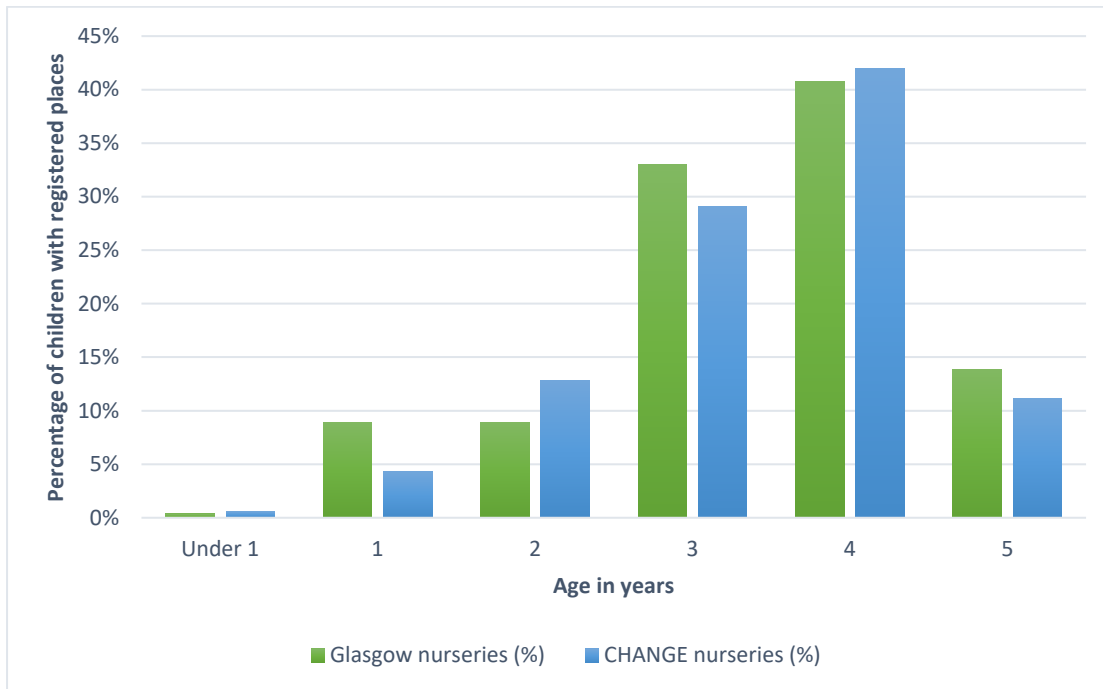
Figure 1 illustrates that across Glasgow nurseries 74% of registered places were for children aged three and four years.

Across nurseries within the CHANGE area 71% of registered places were taken up by children aged three and four years.

Children aged under one year accounted for 0.4% of places across Glasgow nurseries and 1% of places at CHANGE nurseries.

^b Total population of children aged 0-5 years in GCC area was 40,362 at June 2018

Figure 1: Preschool children (aged 0-5 years) with a registered nursery place at Glasgow and CHANGE nurseries by age (at June 2019) expressed as a percentage. Source: Glasgow City Council Early Learning and Childcare¹.



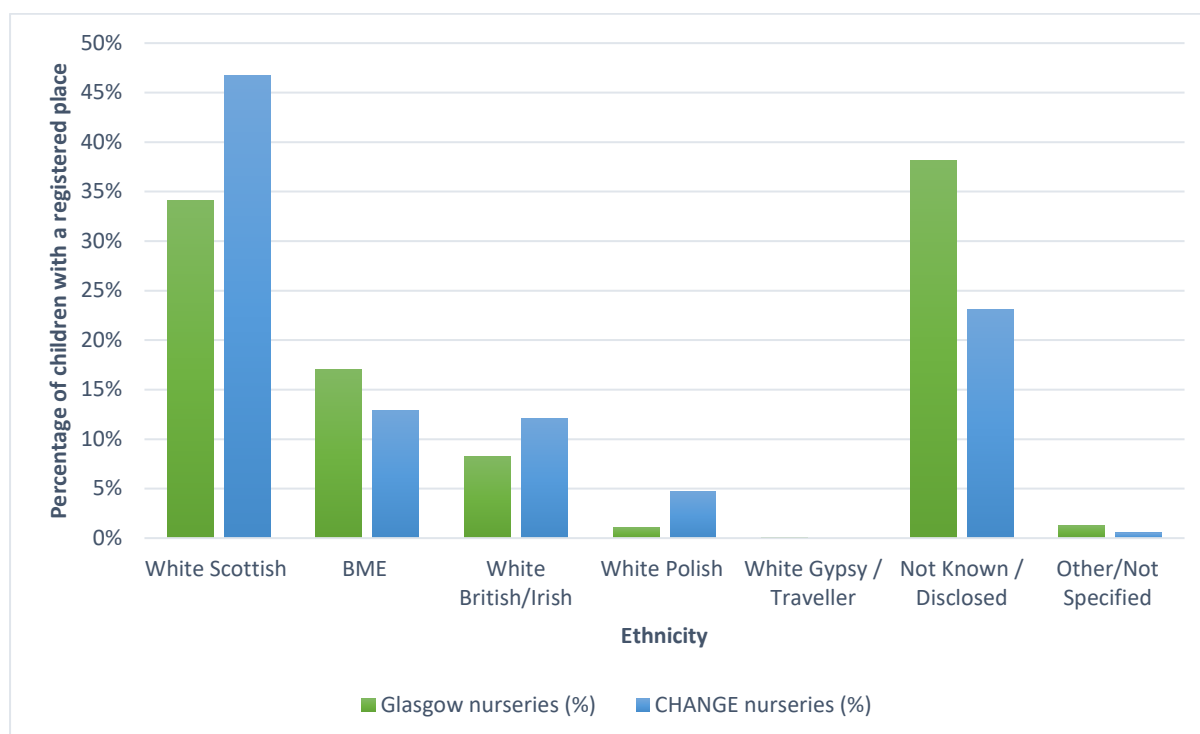
3.3 Ethnicity

Figure 2 illustrates that 34% of registered places across Glasgow nurseries appear to be held by children from a White Scottish background and 17% were held by children from a Black and minority ethnic (BME) background.

In CHANGE nurseries, 47% of all registered places were held by children from a White Scottish background while 13% of registered places were held by children from a BME background.

Ethnicity was not known, disclosed or specified for 39% of children attending Glasgow nurseries and for 21% of children attending CHANGE nurseries. Therefore, these data may not provide an accurate reflection of the ethnic diversity of children accessing nursery places.

Figure 2: Preschool children (aged 0-5 years) with a registered place at Glasgow and CHANGE nurseries by ethnicity (at June 2019) expressed as a percentage. Source: Glasgow City Council Early Learning and Childcare¹.



3.4 Asylum status

Across Glasgow nurseries, 2% of children with a registered place were from families seeking asylum and 0.9% were from families with refugee status.

Across CHANGE nurseries, 2% of children with a registered place were from families seeking asylum and 2% were from families with refugee status.

3.5 Neighbourhood of residence

The CHANGE project area comprises three neighbourhoods in the east of Glasgow: Calton & Bridgeton; Tollcross & West Shettleston; and Parkhead & Dalmarnock. Small parts of the neighbourhoods Springboig & Barlanark, and Mount Vernon & East Shettleston also sit within the CHANGE project area.

Figure 3 provides estimates for the number of children living within the CHANGE area by year of age at June 2018. This highlights that across the age categories there were slightly more children aged three years (n=871) and five years (n=887) living within the CHANGE area, and the smallest population group were children aged two years (n=783).

Figure 3: Population of preschool children (aged 0-5 years) living in the CHANGE project area (at June 2018). Source: National Records of Scotland².

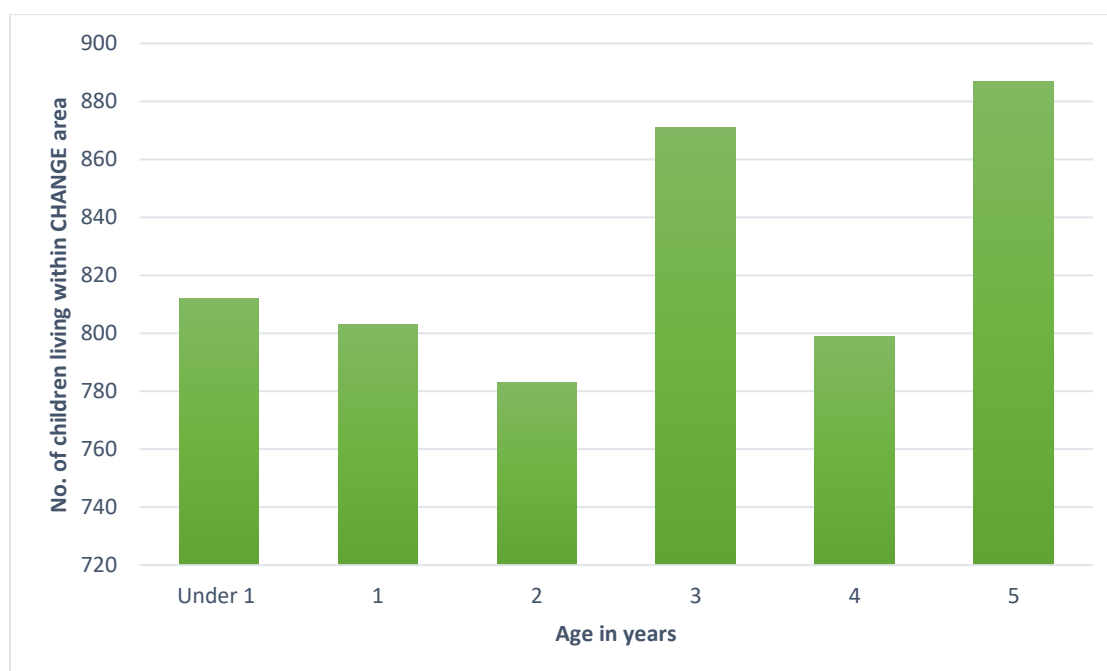


Table 1 provides a summary of the percentage of preschool children (aged 0-5 years) with a registered place at CHANGE nurseries by the child's neighbourhood of residence (i.e. whether they lived within or outwith the CHANGE project area).

Table 1 highlights that 83% of children with a place at a CHANGE nursery were living within the CHANGE area.

The majority of children attending a GCC nursery (88%) or a private nursery (71%) within the CHANGE area were living in the CHANGE area, respectively. While a notably smaller proportion of children attending voluntary nurseries (58%) were from the CHANGE area.

Table 1. Preschool children (aged 0-5 years) with a registered place at CHANGE nurseries by nursery type and child's residence (at June 2019). Source: Glasgow City Council Early Learning and Childcare¹.

Nursery types in CHANGE area	Children living in CHANGE area (%)	Children living outside CHANGE area (%)
All nurseries	83	17
Private	71	29
Council	88	12
Voluntary	58	42

Table 2 provides a summary of children aged 0-5 years living within the CHANGE area who either have a registered place at CHANGE nurseries or who have a registered place at nurseries outwith the CHANGE area.

Table 2 highlights that 19% of the population of children aged 0-5 years living in the CHANGE area had a place at a CHANGE nursery. While 17% of the population had a place at a nursery *outwith* the CHANGE area. Table 2 also highlights that 90% of children aged four years living in the CHANGE area had a registered place at nursery (50% within the CHANGE area, and 40% outwith the CHANGE area).

Table 2. Preschool children (aged 0-5 years) living within the CHANGE area with registered place at CHANGE nurseries and nurseries out with the CHANGE area by age (at June 2019) as proportion of the population (at June 2018). Source: Glasgow City Council Early Learning and Childcare¹ and National Records of Scotland².

	Age (years)						Total
	Under 1	1	2	3	4	5	
Population of CHANGE area (n)	812	803	783	871	799	887	4,955
Children living within CHANGE area with registered place at CHANGE nursery (%)	0.7	5	16	30	50	12	19
Children living within CHANGE area with registered place at non-CHANGE nursery (%)	0.9	4	19	32	40	9	17

3.6 CHANGE neighbourhoods

Table 3 provides an overview of the population of children living within the three main neighbourhoods of the CHANGE project area^c and the proportion who (a) have a registered place at CHANGE nurseries, and (b) have a registered place at nurseries outwith the CHANGE area.

Table 3 highlights that Tollcross & West Shettleston had the highest population of children aged 0-5 years (n=1,262) although this neighbourhood had the smallest proportion of children with registered places at CHANGE nurseries (23%). The highest proportion of children with a registered place at CHANGE nurseries were from Parkhead & Dalmarnock (31%).

^c Calton & Bridgeton, Parkhead & Dalmarnock, and Tollcross & Shettleston.

Among those children living within the three main CHANGE neighbourhoods were registered with nurseries outwith the CHANGE area, the smallest proportion were from Parkhead & Dalmarnock (5%) while the highest proportion were from Tollcross & West Shettleston (12%).

Table 3. Population of pre-school children (aged 0-5 years) living within three CHANGE neighbourhoods (at June 2018) by registration at CHANGE nurseries and nurseries out with the CHANGE area (at June 2019). Source: Glasgow City Council Early Learning and Childcare¹ and National Records of Scotland².

	Calton & Bridgeton	Parkhead & Dalmarnock	Tollcross & West Shettleston	Total
Population of 0-5yr olds	955	1,081	1,262	3,298
Children registered with CHANGE nurseries (%)	24	31	23	26
Children registered with nurseries out with CHANGE area (%)	11	5	12	9

3.7 SIMD deprivation decile

Table 4 provides a summary of the population of the CHANGE area and the proportion of the population registered with CHANGE nurseries in relation to SIMD decile.

Table 4 highlights that 54% (n=2,647) of all children aged 0-5 years who lived in the CHANGE project area were from the most deprived 10% of communities (SIMD 1). Of those children living in SIMD 1 in the CHANGE area, 28% had a registered place at a CHANGE nursery.

Meanwhile 6% of children in the least deprived 10% of communities in the CHANGE area (SIMD 10) had a registered place at a CHANGE nursery.

Table 4. Population of preschool children (aged 0-5 years) living within the CHANGE area (at June 2018) and proportion registered with CHANGE nurseries (at June 2019) by Scottish Index of Multiple Deprivation (SIMD) decile. Source: Glasgow City Council Early Learning and Childcare¹.

	SIMD deciles										Total
	1	2	3	4	5	6	7	8	9	10	
Population of CHANGE area (n)	2,647	975	583	170	71	176	81	99	60	16	4,878
Registered with CHANGE nurseries (%)	28	15	16	25	8	13	33	10	7	6	23

Table 5 provides further detail on the population of children living in the CHANGE area who had a registered place at CHANGE nurseries by SIMD decile and nursery type.

Table 5 highlights that a higher proportion of children in SIMD 1 in the CHANGE area were attending GCC nurseries (23%) compared to private (3%) or voluntary (2%) nurseries. Although across every SIMD decile there were more children attending GCC nurseries in the CHANGE area (18%) compared with private (3%) and voluntary nurseries (2%).

Table 5. Population of preschool children (aged 0-5 years) living in the CHANGE area (at June 2018) with registered place at CHANGE nurseries by SIMD decile and nursery type (at June 2019). Source Glasgow City Council Early Learning and Childcare¹ and National Records for Scotland².

	SIMD deciles										Total	
	1 (most deprived)	2	3	4	5	6	7	8	9	10 (least deprived)		N/a
Population of CHANGE area (n)	2,647	975	583	170	71	176	81	99	60	16	0	4,878
Registrations at private CHANGE nurseries (n)	84	29	12	8	4	10	5	2	1	1	4	160
<i>As % of population</i>	3	3	2	5	6	6	6	2	2	6	N/a	3
Registrations at council CHANGE nurseries (n)	613	100	72	29	2	8	15	6	1	0	16	862
<i>As % of population</i>	23	10	12	17	3	5	19	6	2	0	N/a	18
Registrations at voluntary CHANGE nurseries (n)	44	13	10	6	0	4	7	2	2	0	3	91
<i>As % of population</i>	2	1	2	4	0	2	9	2	3	0	N/a	2

4 Children awaiting a preschool nursery place

This section provides an overview of the number of children awaiting a preschool nursery place in Glasgow and in the CHANGE project area in relation to the following demographic dimensions: age, asylum/refugee status, geography, and area-based deprivation at June 2019.

At June 2019, of the 20,533 children aged 0-5 years in Glasgow who were registered with a preschool nursery, 24% (n=4,886) were on a waiting list. Of these children, 8% (n=408) were awaiting at place at a CHANGE nursery.

4.1 Gender

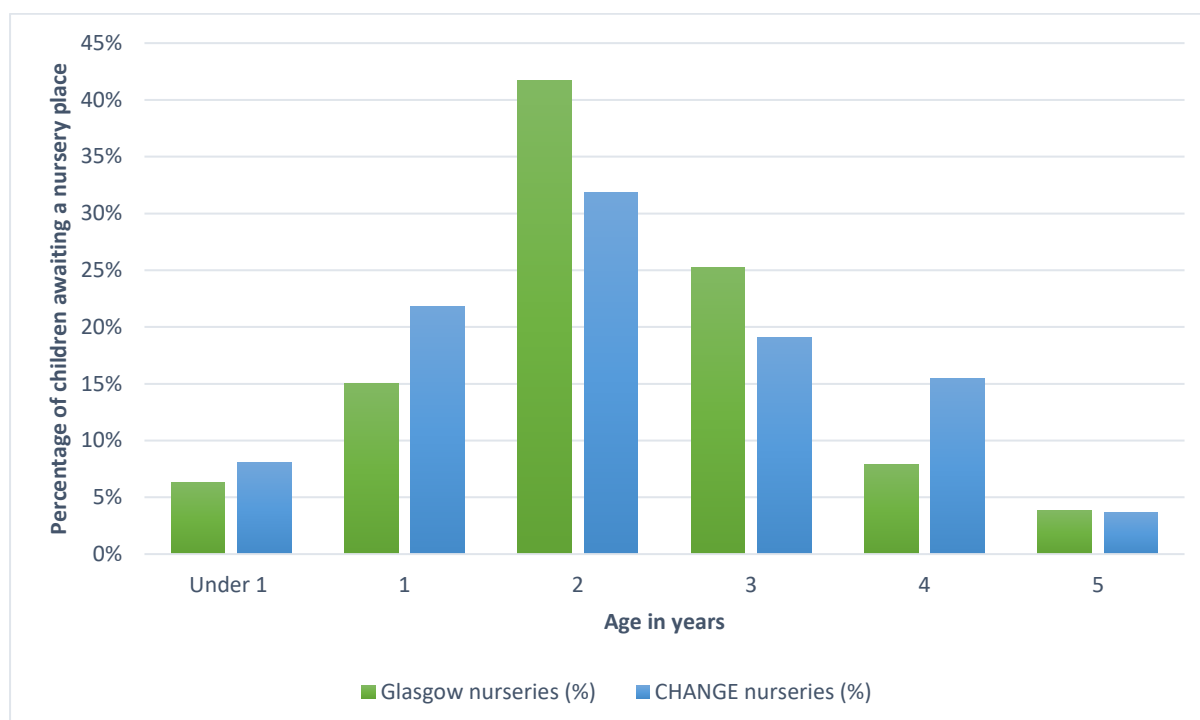
Across Glasgow nurseries, girls accounted for 49% (n=2,200) and boys accounted for 51% (n=2,278) of the waiting list, respectively. In nurseries within the CHANGE area, girls accounted for 48% (n=196) and boys accounted for 52% (n=212) of the waiting list, respectively.

4.2 Age

Figure 3 illustrates that children aged two- and three-years-old accounted for the highest proportion of the waiting list for Glasgow nurseries (67%). While children aged one- and two-years-old accounted for the highest proportion of the waiting list at nurseries within the CHANGE area (54%).

Children aged five-years-old accounted for the smallest proportion (4%) of the waiting list for Glasgow nurseries and CHANGE nurseries, respectively. This was closely followed by children aged under one year who made up 6% of the waiting list for Glasgow nurseries and 8% of the waiting list for CHANGE nurseries.

Figure 4: Preschool children (aged 0-5 years) awaiting a place at Glasgow and CHANGE nurseries by age at June 2018, expressed as percentage. Source: Glasgow City Council Early Learning and Childcare¹.



4.3 Asylum status

Of the children awaiting a place at Glasgow nurseries, 2% were from families seeking asylum and 1% were from families with refugee status.

Of those children awaiting a place at CHANGE nurseries, 4% were from families seeking asylum and 0.7% were from families with refugee status.

4.4 Neighbourhood of residence

Of the 408 children awaiting a place at a CHANGE nursery, 99% (n=404) were awaiting a place at a GCC nursery. The remaining four children were on the waiting list for private nurseries (n=2) and voluntary nurseries (n=2) in the CHANGE area.

A high proportion (81%) of the waiting list for a CHANGE nursery comprised children who lived within the CHANGE project area. While 77% of children on the waiting list for a CHANGE nursery lived within the three main CHANGE neighbourhoods.

4.5 SIMD deprivation decile

The variation in the proportion of children across the SIMD deciles who were awaiting a place at a CHANGE nursery can be seen in Table 6.

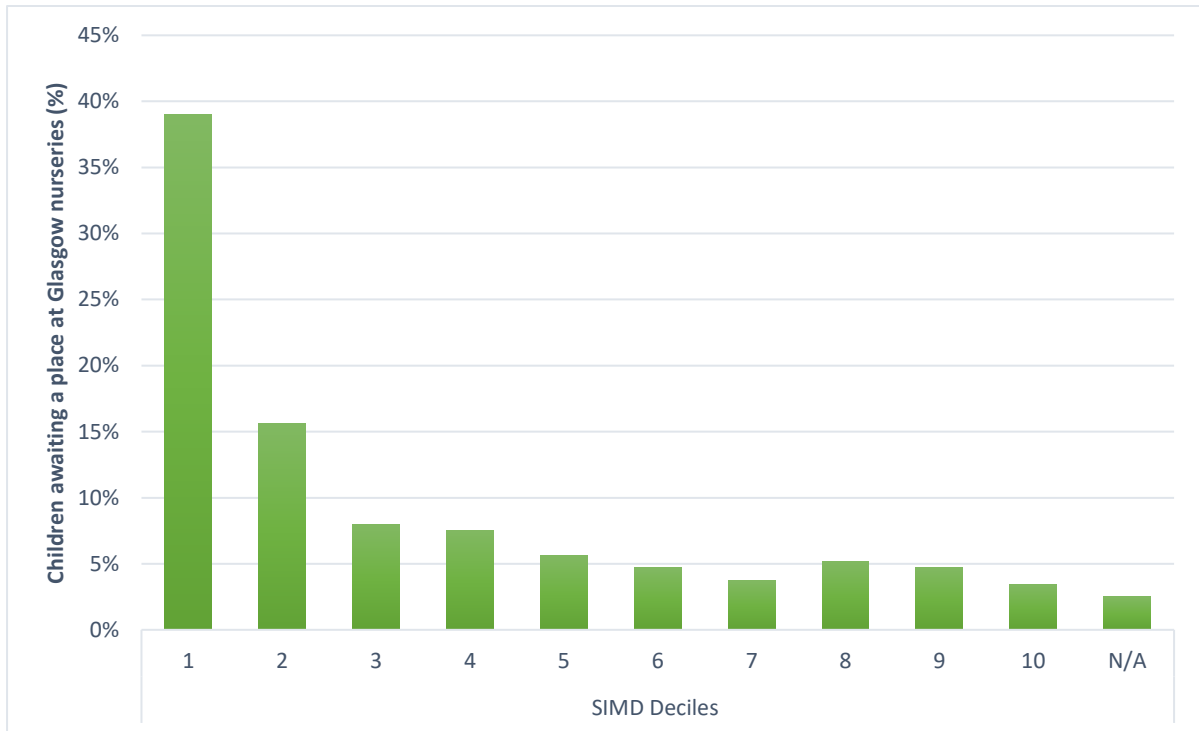
Table 6 highlights that the highest proportion (13%) of children awaiting a place at a nursery within the CHANGE area lived in SIMD 4. There were no children living in SIMD 9 and 10 awaiting a place at a nursery within the CHANGE area.

Table 6. Preschool children (aged 0-5 years) awaiting a place at nurseries within the CHANGE area by SIMD deprivation decile at June 2018, expressed as a percentage. Source: Glasgow City Council Early Learning and Childcare¹ and National Records of Scotland².

	SIMD Deciles										Total
	1 (most deprived)	2	3	4	5	6	7	8	9	10 (least deprived)	
Population of CHANGE area	2,647	975	583	170	71	176	81	99	60	16	4,878
Waiting list at private CHANGE nurseries (%)	0	0.2	0	0	0	0	0	0	0	0	0.04
Waiting list at council CHANGE nurseries (%)	10	5	4	13	8	3	7	2	0	0	8
Waiting list at voluntary CHANGE nurseries (%)	0	0.1	0	0.6	0	0	0	0	0	0	0.04

Figure 5 highlights that across all nurseries within Glasgow (including those within the CHANGE area) there was a higher proportion of children from SIMD 1 (39%) and SIMD 2 (16%) awaiting a nursery place. These figures are in proportion to the distribution of preschool children by deprivation across the city.

Figure 5: Preschool children (aged 0-5 years) awaiting a place at nurseries within Glasgow by SIMD deprivation decile at June 2019, expressed as percentage. Source: Glasgow City Council Early Learning and Childcare¹ and National Records of Scotland².



5 Statutory early learning and childcare (ELC)

This section provides an overview of the costs of preschool nursery provision in the CHANGE area for children who are eligible for funded ELC; and compares the differences in costs for nursery provision between those who are eligible for funded ELC, and those who are not.

Children in Scotland aged three and four years, and some eligible two- and five-year-olds, are currently entitled to 600 hours of registered childcare provision, termed 'early learning and childcare' (ELC), per year funded by the Scottish Government.

The Scottish Government will increase provision of funded ELC to 1,140 hours per year in August 2020 across all nurseries in Scotland. At June 2019 all GCC nurseries and three voluntary nurseries within the CHANGE area were delivering the 1,140 hours funded ELC in advance of the Government 2020 target. Furthermore, all GCC nurseries in Glasgow pledged to deliver 900 hours funded ELC to families living within the GCC boundaries and whose household incomes is less than £45,000 per year from August 2019.

The current 600 hours funded ELC equates to approximately 15 hours of registered childcare provision per week based on a 38-week year (i.e. term-time hours) or 12 hours per week based on a 50-week year. The 900 hours funded ELC offered by GCC nurseries in Glasgow equates to approximately 23 hours per week based on a 38-week year or 18 hours per week based on a 50-week year. While the future 1,140 hours funded ELC currently equates to 30 hours per week, based on a 38-week year or approximately 23 hours per week based on a 50-week year.

As funded ELC follows the child rather than the nursery and is designed to be free at the point of access, parents whose children attend a registered childcare provider will only pay for the childcare hours they use over and above their funded ELC entitlement.

A full breakdown of eligibility for funded ELC, and the costs of nursery provision by pattern of use across the sectors with and without funded ELC is available on request from the authors.

6 Discussion

At June 2019 the population of children aged 0-5 years living within the CHANGE area was 4,955 and 22% of these children had a registered place across the 13 nurseries within the CHANGE project area.

Since the closure of the voluntary-run Family Legacy Nursery in January 2019 which had capacity for 51 children, there is one less nursery operating within the CHANGE area compared with the previous year. Thus, there has been a 5% decrease in preschool nursery capacity in the CHANGE area between June 2018 and June 2019.

6.1 Nursery registrations and comparison with the previous year

At June 2019 there was a 3% increase in registration rates across all Glasgow nurseries from the previous year however the proportion of children who had a registered place and who were awaiting a nursery place remained the same. Across nurseries within the CHANGE area there was an increase in the proportion of girls (2%) and boys (3%) with registered places.

6.1.1 Age

There has been a slight decrease in the population of three- and four-year-olds living in the CHANGE area from the previous year and an overall 2% decrease in registrations at CHANGE nurseries between June 2018 and June 2019. Yet there has been an increase in registrations at CHANGE nurseries among three- (6%) and four- (13%) year-olds living within the CHANGE area.

The increase in registrations among three- and four-year-olds, despite lower overall population and registration levels and reduced nursery capacity since the closure of the Family Legacy nursery, could be attributed to provision of 1,140 hours funded ELC across GCC nurseries within the CHANGE area.

6.1.2 Neighbourhood of residence

Compared with the previous year, in 2019 there were 5% more children attending CHANGE nurseries who lived within the CHANGE area. While there was still a slightly higher demand for GCC nurseries there was only a small (2%) increase in the proportion of children living in the CHANGE area attending GCC nurseries. Notably there was increasing demand for private nurseries with a 16% increase from

the previous year in the proportion of children living in the CHANGE area and with a registered place at a private nursery.

This increasing demand for private nurseries could be attributed to the closure of the Family Legacy nursery in January 2019 and the fact that private nurseries did not have a waiting list in the previous year. Therefore, families who were left without childcare from the closure of the nursery were able to access spaces immediately at private nurseries in the area. Then again, there was no waiting list for voluntary nurseries in the previous year and there has been only a small increase in registrations in 2019 therefore these findings should be interpreted with caution.

In addition to an increasing demand on private nurseries there is also a growing number of children living in the CHANGE area attending nurseries *outwith* the CHANGE area. This figure has increased by 11% between June 2018 and June 2019. Findings show that it is predominantly children living within the Springboig & Barlanark, and Mount Vernon & East Shettleston neighbourhoods. These neighbourhoods are proportionately smaller compared with the three main CHANGE neighbourhoods and sit on the periphery of the CHANGE project area. Therefore, it is likely that children living within Springboig & Barlanark, and Mount Vernon & East Shettleston are close to local nurseries which lie outwith the CHANGE project area.

Across the three main CHANGE neighbourhoods the population of children aged 0-5 years has varied compared with the previous year. The population in Tollcross & West Shettleston has increased by 17%, while the population has decreased in Calton & Bridgeton (5%) and Parkhead & Dalmarnock (14%). Yet the proportion of children living in these three neighbourhoods who are attending CHANGE nurseries has only increased by 5% from the previous year.

6.1.3 SIMD

Compared with the previous year there was an overall shift in the population levels of children aged 0-5 years living in the CHANGE area across the SIMD deciles. There was a population decline in the most deprived deciles SIMD 1 (-10%) and SIMD 4 (-21%), and an increase in the least deprived deciles SIMD 5 (+58%), SIMD 8 (+74%), and SIMD 9 (+71%). While there are a considerable percentage increases within the least deprived deciles the actual *numbers* of children living within deciles is low

compared with the numbers of children living in SIMD 1, where most children in the CHANGE area reside.

Furthermore, these shifts in population levels in the SIMD deciles do not denote that inequalities are narrowing within the CHANGE area and instead could be explained by local area-level factors (i.e. new housing).

Population levels across the SIMD deciles has impacted on the proportion of children in each SIMD decile registered with a CHANGE nursery. For example, 23% of children from SIMD 8, 9, and 10 held registered places at CHANGE nurseries while in the previous year there were no children from these SIMD deciles. That said, while there is a larger proportion of children from the least deprived deciles registered with CHANGE nurseries, the actual numbers remains lower compared with the least deprived deciles.

In June 2019 there was a 7% increase in the proportion of children from SIMD 1 registered with a CHANGE nursery. A higher proportion of children from SIMD 1 in the CHANGE area were also attending GCC nurseries (23%) compared with private (3%) or voluntary (2%) nurseries. Although this demand for GCC nurseries was not unique to SIMD 1. Across every SIMD decile there were more children attending GCC nurseries in the CHANGE area compared with private and voluntary nurseries. This suggests that GCC nurseries continue to be in higher demand among families in the CHANGE area regardless of household income.

6.2 Nursery waiting list and comparison with the previous year

At June 2019 there was a 3% increase in the *number* of children awaiting a nursery place across all Glasgow nurseries, however, as a proportion of overall registrations (24%) there was no change from the previous year. There was a slight (1%) decrease in the proportion of children awaiting a nursery place at CHANGE nurseries between June 2018 and June 2019.

6.2.1 Age

Within nurseries in the CHANGE area there was a 10% decrease in the proportion of two- and three-year-olds awaiting a nursery place compared with the previous year. This could be in part attributed to the newly introduced 1,140 hours funded ELC rolled out across GCC nurseries and the subsequent increased demand for places for eligible children. It is possible that parents are registering children for a nursery

place in advance to secure their place for when children become eligible for funded ELC.

There was also a small (2%) increase in the proportion of five-year-olds awaiting a place at CHANGE nurseries compared with the previous year, and a 2% increase in the proportion of children aged under one year awaiting a place.

6.2.2 Neighbourhood of residence

The number of children awaiting a place at a CHANGE nursery decreased by 11% compared with the previous year.

Of the 408 children awaiting a place at a CHANGE nursery in June 2019, 99% (n=404) were awaiting a place at GCC nurseries indicating there is still a higher demand for GCC nurseries within the CHANGE area. The waiting list for private and voluntary nurseries is small (private n=2, voluntary n=2) but is an increase from the previous year where the waiting list for nurseries in the CHANGE area were solely for GCC nurseries.

The majority (81%) of children awaiting a place at a CHANGE nursery also lived within the CHANGE project area. This figure has remained static since June 2018. The key difference from the previous year was that in June 2019 the waiting list for a place at a CHANGE nursery comprised children who lived within all five CHANGE neighbourhoods, while in the previous year the waiting list solely comprised children living within the three main CHANGE neighbourhoods.

6.2.3 SIMD

Similar to the previous year, there are no children living in the CHANGE area from SIMD 9 and 10 awaiting a place at a CHANGE nursery in June 2019. At June 2019, there was a 50% reduction from the previous year in the proportion of children from SIMD 1 who were awaiting a place at a nursery in the CHANGE area (10%). While there were children living in the CHANGE area awaiting places at private and voluntary nurseries, none of these children were from SIMD 1.

Notably when we examine the proportion of children from SIMD 1 in Glasgow who are awaiting a place at nurseries in Glasgow, we see there is a higher proportion of children from SIMD 1 on the waiting list (39%) compared with the CHANGE area

(10%). These findings suggest that children in SIMD 1 in the CHANGE area are more likely to secure a nursery place compared with the rest of the city.

6.2.4 Recommendations

Changing how child places at nurseries are recorded will improve understanding of capacity and use. For example, recording the number of *hours* the child is using rather than recording the number of sessions (i.e. day or half-day). This level of data may enable future development of childcare services to suit family's needs and meet local demand.

Demand for childcare within the CHANGE project is growing despite a slight decrease in population levels. Increasing capacity to meet this demand and providing flexible childcare options for families who require them ought to be addressed.

Extending funded ELC to children who are not currently eligible ought to be considered for improving affordability for low-income groups, one-parent households, and families with multiple children; as well as increasing women's participation in the workforce.

7 Conclusion

The aim of this report was to describe pre-school nursery provision in the CHANGE project area at June 2019 in relation to different demographic dimensions and compare usage to the previous year's evaluation report.

Since the closure of the Family Legacy nursery in January 2019, nursery capacity in the CHANGE area has reduced by 5%.

Findings highlighted that one fifth of children aged 0-5 years living within the CHANGE area were registered with a CHANGE nursery. Nursery registrations were highest among children aged three- and four-years-old, and registration rates have increased in these age groups from the previous year. Meanwhile there was a small overall decrease in children awaiting a place at a CHANGE nursery, which was highest among two- and three-year-olds.

Within the CHANGE area, GCC nurseries are still in high demand which is likely to be attributable to their competitive fees and their early introduction of 1,140 hours funded ELC one year in advance of the 2020 Government deadline. Nevertheless, compared with the previous year, there is increasing demand for private and voluntary nurseries as evidenced by the small but growing waiting list for places. Furthermore, the proportion of children living within the CHANGE area and attending nurseries outwith the CHANGE has increased from 0%-9% from the previous year.

There has been a prominent drop in population levels among the most deprived communities in the CHANGE area while population levels among less deprived communities have been increasing. This has impacted on the proportion of children in each SIMD decile registered with a nursery in the CHANGE area. Furthermore, the proportion of children in SIMD 1 on the waiting list for a CHANGE nursery has dropped by 50% (to 10%) from the previous year while across all nurseries in Glasgow this figure remains much higher (39%).

All GCC nurseries within the CHANGE area are offering 1,140 hours funded ELC while private and voluntary nurseries will be expected to follow suit by August 2020. This increase in advance of the Government target is likely to improve affordability for low-income groups, one-parent households, and families with multiple children living within the CHANGE area.

References

1. Glasgow City Council Early Learning and Childcare. *Preschool registrations and fee waivers*. June 2019. Unpublished.
2. National Records of Scotland. *Population level estimates at data zone level*. Edinburgh: NRS; 2018.
3. Children in Scotland. *Report on the provision and use of childcare in the CHANGE project area*. Glasgow: CIS; 2018.

Appendices

Appendix 1. Summary of pre-school nurseries in the CHANGE area.

Table A1.1. Summary of preschool nurseries in the CHANGE area. Source: Children in Scotland³.

Nursery name	Type of service	Capacity ^d	No. of waiting places ^e	Service provision	Recent Care Inspectorate grading ^f
HYDE N SEEK - Bridgeton	Private	0-1yrs = 12 2yrs = 10 3-5yrs = 21 Total = 43	2	52 wks per year, Mon-Fri 8am-6pm	Support = 5 Environment = 5 Staffing = 5 Management = 5
HYDE N SEEK On the Green ^g	Private	0-2yrs = 16 3-5yrs = 25 Total = 41	0	52 wks per year, Mon-Fri 8am-6pm	Support = 2 Environment = 3 Staffing = 3 Management = 3
Kirktonholme Nursery - Wellshot	Private	0-1yrs = 18 2yrs = 18 3-5yrs = 27 Total = 63	0	52 wks per year, Mon-Fri 8am-6pm	Support = 6 Environment = N/A Staffing = 6 Management = N/A
Kirktonholme Nursery - Drumover	Private	0-1yrs = 19 2yrs = 20 3-5yrs = 24 Plus 0-1yrs = 9 OR 2yrs = 12 OR 3-5yrs = 15 Total = 78	0	52 wks per year, Mon-Fri 8am-6pm	Support = 5 Environment = 5 Staffing = N/A Management = N/A
Helenslea Nursery	Council	2yrs = 10 3-5yrs = 72 Total = 82	13	Term Time, Mon-Fri 8.30am-4pm	Support = 4 Environment = 4 Staffing = N/A Management = N/A
Silverdale Nursery	Council	0-1yrs = 12 2yrs = 40 3-5yrs = 88 Total = 140	82	Term Time, Mon-Fri 8am-6pm	Support = 3 Environment = N/A Staffing = N/A Management = 3
Green Trees Nursery (London Road)	Council	2yrs = 30. 3-5yrs = 85. Total = 115	48	Term Time, Mon-Fri 8am-6pm	Support = 5 Environment = 4 Staffing = N/A Management = N/A
Parkhead Community Nursery	Council	0-1yrs = 12 2yrs = 25 3-5yrs = 60 Total = 97	177	Term Time, Mon-Fri 8am-6pm	Support = 6 Environment = 5 Staffing = N/A Management = N/A

^d Data obtained from recent Care Inspectorate report

^e Data at June 2018

^f 6 = Excellent; 5 = Very Good; 4 = Good; 3 = Adequate; 2 = Weak; 1 = Unsatisfactory.

Source : <http://www.careinspectorate.com/index.php/inspections/change-of-grades>

^g Previously named Hyde n Seek Templeton

St Paul's Nursery Class	Council	3-5yrs = 40. Total = 40	30	Term Time. Mon-Fri 8.30am- 3.15pm	Support = 4. Environment = 4. Staffing = 4. Management = 4.
Bridgeton Family Learning Centre	Council	0-1yrs = 21. 2yrs = 35. 3-5yrs = 48. Total = 104	54	Term Time. Mon-Fri 8am-6pm	Support = 4. Environment = 5. Staffing = 4. Management = 3
Carbon Footprints	Voluntary	0-1yrs = 12. 2yrs = 15. 3-5yrs = 24. Total = 51	2	52 wks per year. Mon-Fri 8am-6pm.	Support = 4. Environment = 3. Staffing = N/A. Management = N/A.
Rising Stars - Academy Street	Voluntary	0-1yrs = 5. 2yrs = 7. 3-5yrs = 20. Total = 32	0	52 wks per year. Mon-Fri 8am-6pm.	Support = 5. Environment = N/A. Staffing = 5. Management = N/A.
Rising Stars - Crownpoint Road	Voluntary	0-1yrs = 15. 2yrs = 15. 3-5yrs = 20. Total = 50	0	52 wks per year. Mon-Fri 8am-6pm.	Support = 5. Environment = N/A. Staffing = 5. Management = N/A.

Appendix 2. Map of the CHANGE project area.

A2. 1. Map of the CHANGE project area in Glasgow east.

